

# Installation Guidelines

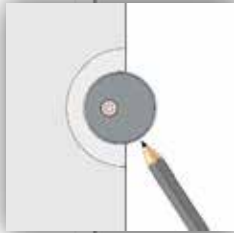
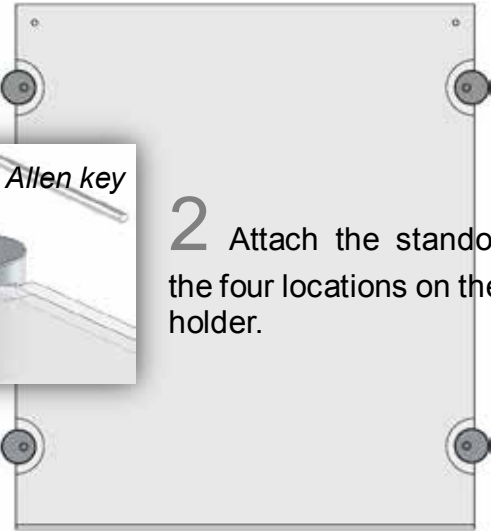
SA1922



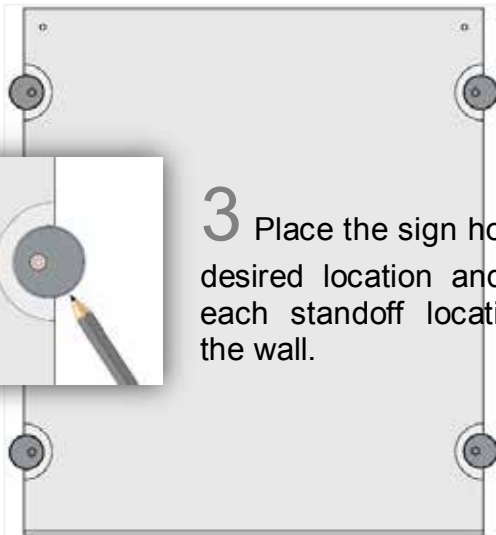
**1** Separate each standoff from the base.



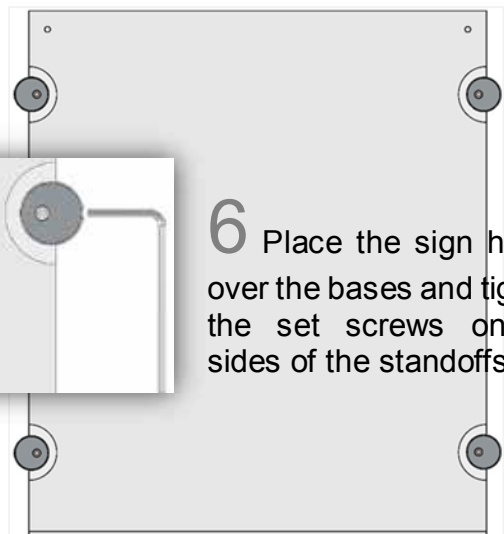
**2** Attach the standoffs to the four locations on the sign holder.



**3** Place the sign holder at desired location and mark each standoff location on the wall.



**4** Drill holes in the center of each marked spot. Insert wall anchors.



**5** Install the bases with the included



**6** Place the sign holder over the bases and tighten the set screws on the sides of the standoffs.

Address: Htm-Mbs  
6420 Benjamin Rd,  
Tampa, FL. 33634



Phone : 1-813-938-6025  
Fax : 1-813-425-9007  
Mail: sales@mbs-standoffs